



Reference Drawing - Not to Scale

<div>   </div>		<div> NMSU 2016 ADA Assessment Phase 1 January 2017 </div>	
Building #:		342	
Building Name:		Stadium Building	
Drawing Title:		Site Plan	

➡ Primary Accessible Entry



ADA Compliant Exterior Public Entries



NON ADA Compliant Exterior Public Entries





➔ Primary Accessible Entry



ADA Compliant Exterior Public Entries



NON ADA Compliant Exterior Public Entries

<div>  <div> <div>NMSU 2016 ADA Assessment</div> <div>Phase 1</div> <div>January 2017</div> </div> <div>  </div> </div>	
Building #:	342
Building Name:	Stadium Building
Drawing Title:	Site Plan



➡ Primary Accessible Entry



ADA Compliant Exterior Public Entries




NON ADA Compliant Exterior Public Entries

<div><div><div>NM STATE UNIVERSITY</div><div>arc</div></div><div><div>NMSU 2016 ADA Assessment</div><div>Phase 1</div><div>January 2017</div></div></div>	
Building #:	342
Building Name:	Stadium Building
Drawing Title:	Site Plan



➡ Primary Accessible Entry

 ADA Compliant Exterior Public Entries

 NON ADA Compliant Exterior Public Entries

<div><div><div>NM STATE UNIVERSITY</div><div>arc</div></div><div>NMSU 2016 ADA Assessment Phase 1 January 2017</div></div>	
Building #:	342
Building Name:	Stadium Building
Drawing Title:	Site Plan